

Includes
PTASP
Compliance

All 33 programs, with seven
supporting guides plus
posters, for only \$7,975.
Can be used for many years
for this one-time price.

Consider using the most
comprehensive, systematic,
updated operator training
available.

Transit Operator Development Course

The course has been designed & updated
to include compliance with both FMCSA
and FTA requirements **and** to help you
create a Safety Culture.

New updated course created in 2020



Only \$7,975

Available on DVD, Thumb Drive & Web Based

Practices to Comply with the Operational Public Transportation Agency Safety Plan. Includes:

1. Safety Management Policy – Leadership, Commitment & Accountability
2. Safety Risk Management – Identify, Assess & Mitigate
3. Safety Promotion – Communicate & Training
4. Safety Assurance – Measure, Monitor & Evaluate

Three of the programs, Safety Best Practices, LLLC Defensive Driving, and Hazard Identification & Mitigation, set the foundation for everything taught to persuade operators to avoid the unsafe behaviors on the left side of the accompanying poster.

		
Mission	Vision	Values
Remove or Reduce Risk	Do it Right, the First Time, Everytime	No Unsafe Behaviors
Hazard Identification	Hazard Mitigation	
Unsafe Behaviors Following too closely Unprepared for what is coming Not being prepared for what is around you Not communicating with other drivers or pedestrians Speeding Rushing Backing without a spotter or GOAL Not rocking & rolling to see around blind spots Turning without using your reference points Not adjusting your mirrors to minimize blind spots Operating unsafe equipment Having confrontations or heated discussions with passengers Distractions – texting, dialing, or reading maps Rolling through stop signs Driving too fast for conditions Driver fatigue Slips, trips & falls Drugs & alcohol	Remove or Reduce Risk 1 Leave room / Always stay back at least four seconds 2 Look ahead 3 Look around 4 Communicate 5 Stay within posted speed limits 6 Be in control, take your time. If late, stay late 7 Avoid backing the bus or use a spotter or GOAL 8 Rock & roll for turns 9 Use your reference points 10 Adjust your mirrors 11 Do a thorough Pre & Post Trip and only operate a safe vehicle 12 Smile and be polite at all times. Use Verbal Judo 13 Focus on the driving 14 Always stop at stop signs 15 Slow down and pull back for rain, snow, ice or fog 16 Get enough sleep, always be alert and awake 17 Always keep your balance, no rushing, use three point contact 18 Never be under the influence of drugs or alcohol	
TAPTCO TRANSIT AND PARATRANSIT COMPANY Professionals apply these practices every day TAPTCO TRANSIT AND PARATRANSIT COMPANY		

5611 Hudson Drive, Suite 100
Hudson, Ohio 44236

TAPTCO
TRANSIT AND PARATRANSIT COMPANY



Tel 1 855 963 3900
www.taptco.com

The New Course will include 33 programs within nine categories

Federal Regulations

1. Introduction to Professional Driving
2. Federal Regulations

Safety & Defensive Driving

3. Safety Best Practices
4. LLLC Defensive Driving
5. Hazard Identification & Mitigation

About the Bus

6. Introduction To The Bus
7. Pre & Post Trip Inspections
8. Mirror Adjustment & Reference Points

Driving Situations

9. Preventing Rear End Collisions
10. Preventing Intersection Accidents
11. Railroad Crossings
12. Pedestrian & Bicycle Awareness
13. Preventing Backing Accidents
14. Merging, Lane Changing & Passing
15. Adverse Driving Conditions
16. Operating Electric Powered Buses

About the Driver

17. Preventing Driver Fatigue
18. Preventing Driver Distractions
19. Hazards Communication
20. Injury Prevention - Slips, Trips & Falls
21. Using Maps & GPS
22. Employee Safety Reporting Program
23. Health & Wellness

About the Passengers

24. Professionalism & Customer Service
25. Conflict & Aggression Management

Americans with Disabilities

26. ADA Compliance & Sensitivity
27. Mobility Devices





Additional Programs

28. Whistleblower
29. Preventing Harassment
30. Drug & Alcohol Awareness
31. Bloodborne Pathogens

Emergency & Accident Procedures

32. Emergency Evacuations
33. What To Do In The Event Of An Accident
34. Final Exam

Guides included with the course:



Testimonials:

Our training courses are used by over 450 agencies and most major contractors. We have dozens of strong testimonials and would be pleased to share 50 of these, just ask.

Typical comments are:

"Highly Recommended" "These are outstanding training materials" "Best training programs that exist" "Far and away the best training materials available" "We have seen a drastic reduction in accidents" "Awesome Program" "I love the TAPTCO programs" "I have never seen training materials that come even close"

As you can see, very strong supportive comments from our customers.

5611 Hudson Drive, Suite 100
Hudson, Ohio 44236

TAPTCO 
TRANSIT AND PARATRANSIT COMPANY

Tel 1 855 963 3900
www.taptco.com